

Keep Calm and Make Music

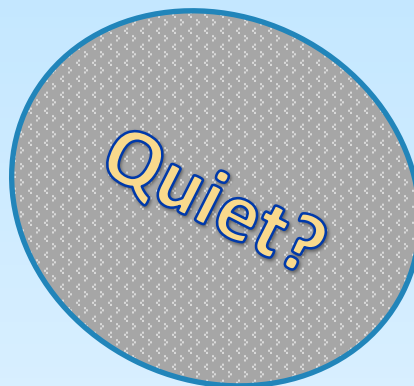
Weekly Wonder
Aquarium - KS2



Hampshire
County Council

Click the image to listen to this piece of music

Can you think of three words to describe it?



Use your voice to create a sound to match your first word

Use your body to create a sound match your second word

Use an instrument (or anything else you can find)
to create a sound match your third word

Word 1



Word 2



Word 3



An underwater photograph of a vibrant coral reef. The water is clear and blue, with sunlight filtering down from the surface. The reef is covered in various types of coral, including large, branching yellow and orange corals, and smaller, colorful polyps in shades of purple, pink, and green. Numerous small fish are swimming around the reef.

Let's find out about the music we listened to

It's called Aquarium
It was composed by a French man called Saint Saens
It is one of a set of pieces called
Carnival of the Animals

**What types of fish might you see
if you visited an aquarium?**

Click the shark to visit [The Sea Life Centre in London](#)



**Imagine you are going
on a trip to an aquarium**



Imagine stopping and looking
at the following types of fish:



Predators



**Camouflaged
fish**

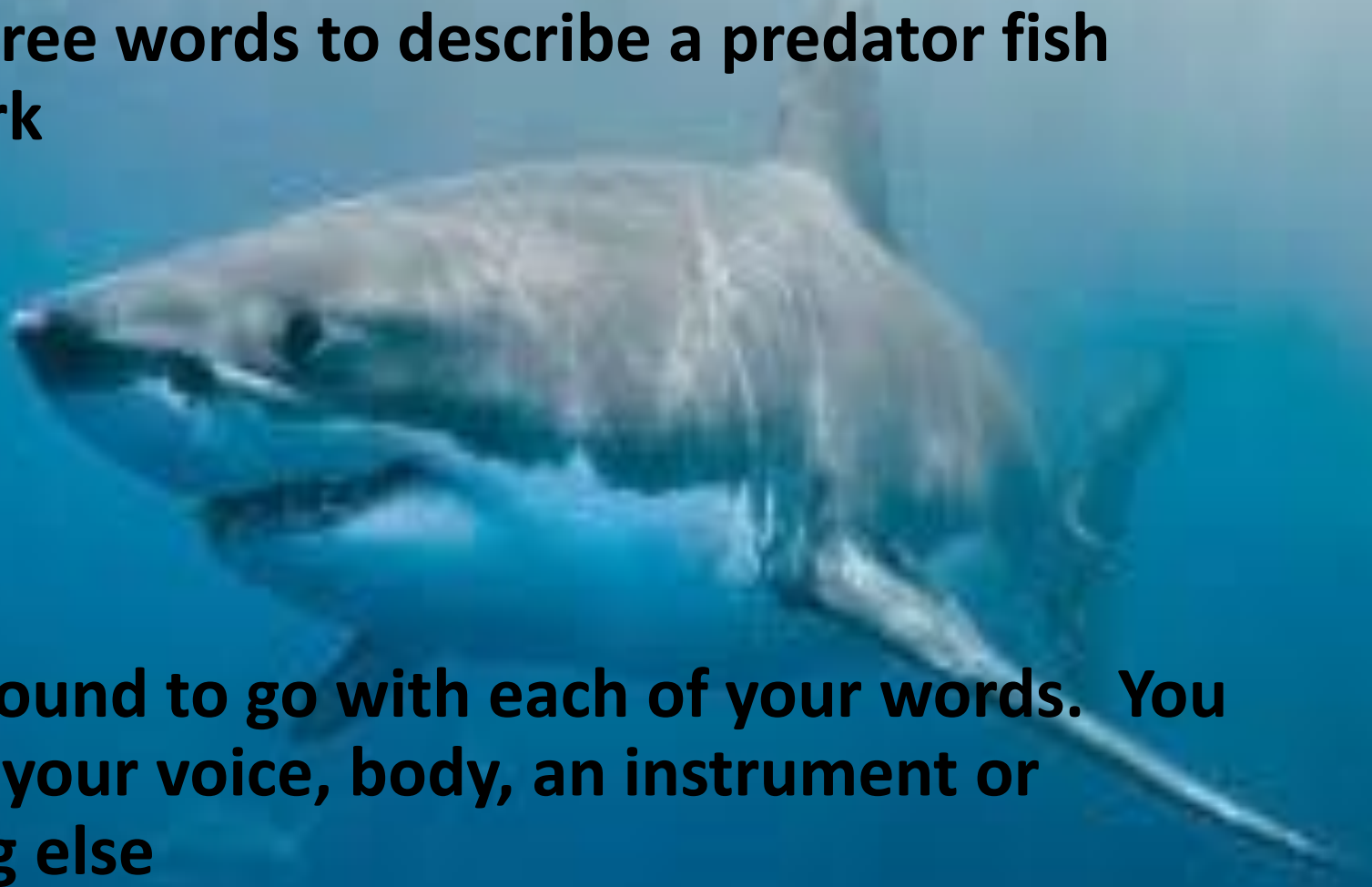


**Shimmering
shoals**

The next three slides will help you to find
a sound to represent each of these

Create sounds to represent predator fish

**Choose three words to describe a predator fish
e.g. a shark**



Create a sound to go with each of your words. You could use your voice, body, an instrument or something else

Make a note of the sounds you have chosen so you can remember them

Create sounds to represent camouflaged fish

**Choose three words to describe a camouflaged fish
e.g. a plaice**

**Create a sound to go with each of your words
You could use your voice, body, an instrument or
something else**

**Make a note of the sounds you have chosen so you can
remember them**





**Create sounds to represent
a shimmering shoal of fish**

**Choose three words to
describe a shimmering shoal
of fish e.g. a sardines**

**Create a sound to go
with each of your words.
You could use your voice,
body,
an instrument
or something else**

**Make a note of the sounds
you have chosen so you
can remember them**

Create a sound journey about a visit to an aquarium

First you need to create some walking sounds

You could do this by:

- **walking on a hard floor so you can hear your own footsteps**
- **Saying (and/ or tapping) the words *wal-king, wal-king***
- **Playing a steady beat on an instrument or something else**

Next you need to structure your piece of music e.g.

- Start by walking into the aquarium (play walking sounds)
- Stop and admire some fish (play the sounds for your first fish)
- Walk to the next tank (play walking sounds)
- Stop and admire some different fish (next fish sounds)
- Walk to the next tank (walking sounds)
- Stop and admire some more different fish (last fish sounds)
- Walk out of the aquarium (walking sounds)




Share your aquarium visit

Share your sound journey through an aquarium with someone else, you could either perform your journey live or record it to play to someone later or send to a relative or friend



Listen to this song ...



Listen to this song...
what does it sound like?



Can you hear the voice singing underwater, *underwater*
Try joining in

Listen again and draw/write what else you hear in the song

Bubbles
Seaweed
Whales

Did you
get them
all?



Listen and sing

*Bubbles underwater, ripple way down deep
Seaweed underwater, floating way down deep
Whales underwater,, swimming way down deep*

*Try singing underwater, underwater all the way through the song.....
Find someone to help you sing the song – one of you could sing all the words and the other could sing underwater all the way through*

add some actions to the song

Well done!
Your music is

tanktastic!

