

Progression of strategies

Years R-6

2022-23



**CHAWTON C.E.
PRIMARY SCHOOL**

'Love, Courage and Fellowship'

Aims for the evening:

- You to have more of an understanding of the methods used in your child's year group.
- To gain confidence in supporting and modelling these methods to your child.
- To see and understand the journey the children take to build on their knowledge.

Year R - Counting and number knowledge - Addition

Counting

- Children count reliably with numbers from one to 20, place them in order and say which number is one more or one less than a given number.

Oral counting


Oral counting in 1s forwards and backwards to 10 **starting at zero. 0,1,2,3 etc**

Progress to **starting at any number** and counting in 1s. 5, 6, 7 (important if children are able to count on later).

40-60 months
Selects the correct numeral to represent 1 to 5, then 1 to 10 objects.

Object counting

Counting all- 1:1 principle (1:1 correspondence)



One, two, three

Counting objects up to 10 then 20.

Children need to understand that number labels (words) match objects as they count them.

Place Value and Number System

- Using quantities and objects, they add and subtract two single-digit numbers and count on or back to find the answer



Subitising

Children should start to recognise small amounts without counting, especially when presented with familiar arrangements e.g. numicon and dice.

Number conservation

Children should have opportunities to explore groups of objects and note that when some are moved there is still the same quantity there (unless any are removed or added).

How many counters?



How many now?



Year R - Counting and number knowledge


Place Value and Number System

Ordering numbers

Ordering a set of consecutive numbers e.g.



Ordering a set of random numbers e.g.



Using comparative language to describe group size

Which group has more/fewer?

Which has most/least?



40-60 months
Uses the language of 'more' and 'fewer' to compare two sets of objects.

There are fewer apples/less apples than oranges.

There are more oranges than apples.

There are most oranges.

40-60 months

- Counts up to three or four objects by saying one number name for each item.
- Counts actions or objects which cannot be moved.
- Counts objects to 10,
- Counts an irregular arrangement of up to ten objects.
- Counts out up to six objects from a larger group.
- Counts an irregular arrangement of up to ten objects.

Children need opportunities to make links with number labels (figures),

object counting and ordering numbers.

Year R - Addition

Addition

Aggregation- combining groups

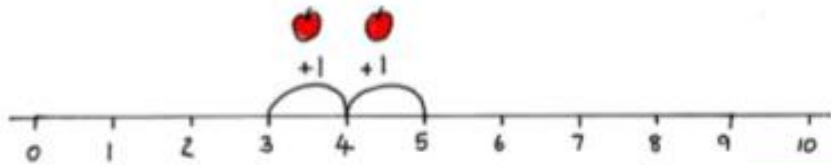
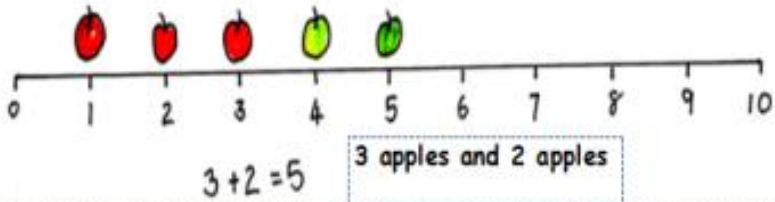
Counting all, 1, 2, 3, 4, 5 There are 5 apples



Structured Number Lines

Counting on from first number 2, 3, 4, 5 There are 5 apples

Counting on from the greatest number. 3, 4, 5



3 apples and 2 apples, 5 apples altogether.



Year 1

Counting

Concentrate on the tricky areas e.g. bridging through 100.

97, 98, 99, 100, 101, 102

Remember to count backwards as frequently as you count on!

Year 1

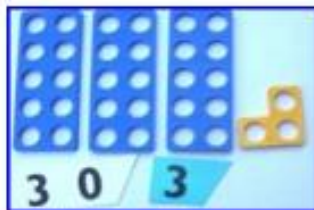

Count to and across 100, forwards and backwards, beginning with 0 or 1 or from any given number.
Count, read and write numbers to 100 in numerals.
Given a number, identify one more, one less.

Year 2

Count in tens from any number (forwards and backwards)

What has changed? Stayed the same?

13, 23, 33



Place Value and Number System



Ordering numbers

Which numbers are covered?

Give me a number between... and....
How do you know?

Order consecutive to 100. Use number line to support.

Year 1

- Read and write numerals from 1 to 20 in numerals and words.
- Identify and represent numbers using objects and pictorial representations including the number line, and use the language of: equal to, more than, less than (fewer), most, least

Number formation

Stencils, dot to dot, tracing, writing in sand, making numbers from modelling dough, using different pens.

Year 1

Count read and write numbers to 100 in numerals.

Year 2

Place Value and Number System

Ordering numbers

Order consecutive and random numbers to 100.



Year 2

Compare and order numbers from 0 up to 100; use the $<$ $>$ and $=$ signs.

Concept of place value tens and ones

Year 2

Recognise the place value of each digit in a 2 digit number (tens and ones)

33 can be partitioned in different ways




20



10 + 3

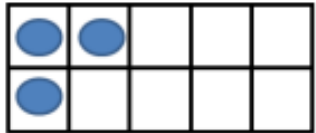
$$33 = 30 + 3$$

$$33 = 20 + 13$$




Year 1 to year 2- Addition

Addition




$$\boxed{3} + \boxed{} = 10$$

How many to make 10? What about 20?



Partitioning numbers in different ways

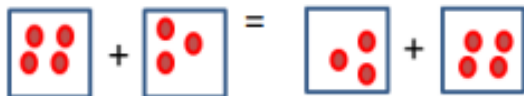
$$20 = \boxed{10} + \boxed{7} + \boxed{}$$



Lucy has 20 marbles in her bag. 10 were red, 7 were green and the rest were blue. How many

Commutativity

$$4 + 3 = 3 + 4$$



Year 1 to year 2 - Addition

Addition

Using known facts

Secure bonds to ten

Bonds to 20

Bonds for any number to ten

Then use these for bonds within 20

Year 1

- Represent and use number bonds and related subtraction facts within 20
- Add and subtract one-digit and two-digit numbers to 20, including zero
- Read and write mathematical statements involving addition and subtraction and equals signs.

If I know $2 + 3 = 5$,

How could this help you with $2 + 4$?

What is the same? What is different?

Show me

Variation

Vary the way in which you present the practice. Use images and practical apparatus combined with symbols.

$$\square + \square = 5$$

$$\square + 4 = 5$$

How many ways can you make

$$\square + 3 = 5$$

Continue the pattern. What is the same? What is different?

What other ways can you arrange your counters to make your calculation equal 5?

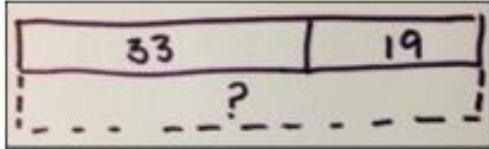
$$5 = \begin{array}{|c|} \hline \bullet \bullet \\ \hline \end{array} + \begin{array}{|c|} \hline \bullet \bullet \bullet \\ \hline \end{array}$$

Year 2 - Addition progression

Addition


Unstructured number lines

Jottings to support mental methods e.g. number line and bar model



There are 33 children in the playground, 19 more come out to play. How many children are now in the playground?

$$33 + 19 = ?$$



$$33 + 19$$

$$33 + 10 + 7 + 2$$

$$33 + 17 + 2$$

Encourage use of number bonds

$$33 + 20 - 1$$

Round and adjust- adding near tens



Year 2 - Addition progression

Addition

Jottings to support mental methods e.g. using place value - partitioning

Once children can count on/back in tens it is easier if they just partition one number as quickly as possible. This prevent issues with subtraction where partitioning both numbers does not work with bridging.

Progression

36 + 40 (adding only tens to any number)

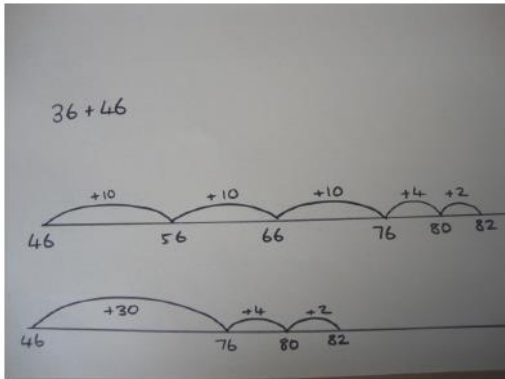
36 + 43 (adding tens and ones with no bridging)

36 + 46 (adding tens and ones with bridging)

36 + 46

36 + 40 (36, 46, 56, 66, 76) add tens

76 + 6 or 76 + 4 + 2 (using number bond knowledge)



Year 2

Add and subtract numbers using concrete objects, pictorial representations, and mentally, including:

- A 2 digit number and ones
- A 2 digit numbers and tens
- Two 2 digit numbers.
- Adding 3 one digit numbers.

Year 3 & 4 - Addition progression

Year 3


- recognise the place value of each digit in 3 -digit number (hundreds, tens, and ones)
- find 10 and 100 more or less than a given number
- count backwards through zero to include negative numbers
- read and write numbers to at least 1000 in numerals and in words
- read Roman numerals to 100 (I to C) and understand how, over time, the numeral system changed to include the concept of zero and place value.

Year 4

- find 1000 more or less than a given number
- count backwards through zero to include negative numbers
- recognise the place value of each digit in 3 and four-digit number (thousands, hundreds, tens, and ones)
- read and write numbers to at least 1000 in numerals and in words
- round any number to the nearest 10, 100 or 1000
- read Roman numerals to 100 (I to C) and understand how, over time, the numeral system changed to include the concept of zero and place value.

Year 3 & 4 - Addition progression

Recognising place value



Year 4

- round any number to the nearest 10, 100 or 1000
- order and compare numbers to and **beyond 1000**
- identify, represent and estimate numbers using different representations

What is the same/different about the numbers?

$$340 - 20 = 360 - \square$$

$$\square\square\square + \square\square = 500$$

$$\square\square\square - \square\square\square = 320$$

Same and different

Which calculations are the same? How do you know?

$$230 + 30 \quad 210 + 50 \quad 290 - 30$$

$$245 + 15 \quad 247 + 13$$

Year 3

- Solve problems using missing number problems using number facts, place value and more complex addition and subtraction
- order and compare numbers **to 1000**
- identify, represent and estimate numbers using different representations

Year 3 & 4 - Addition check/recap

Addition

Jottings to support mental methods e.g. using place value - partitioning

Once children can count on/back in tens it is easier if they just partition one number as quickly as possible. This prevent issues with subtraction where partitioning both numbers does not work with bridging.

Progression

36 + 40 (adding only tens to any number)

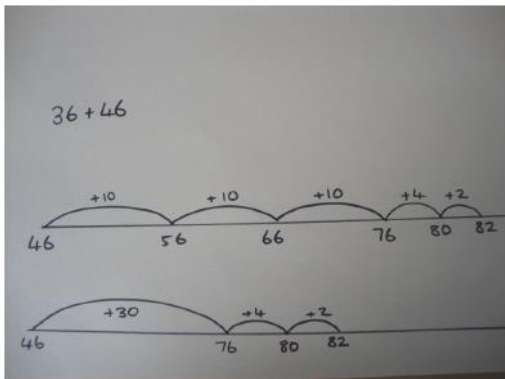
36 + 43 (adding tens and ones with no bridging)

36 + 46 (adding tens and ones with bridging)

36 + 46

36 + 40 (36, 46, 56, 66, 76) add tens

76 + 6 or 76 + 4 + 2 (using number bond knowledge)



Year 2

Add and subtract numbers using concrete objects, pictorial representations, and mentally, including:

- A 2 digit number and ones
- A 2 digit numbers and tens
- Two 2 digit numbers.
- Adding 3 one digit numbers.

Year 3 & 4 - Addition progression

Addition

Moving to formal methods

Year 3

- Add and subtract numbers with up to 3 digits, using formal written methods of columnar addition and subtraction.

Year 4

- Add and subtract numbers with up to 4 digits, using formal written methods of columnar addition and subtraction where appropriate

$8 + 3 = 11$ (exchange for 1 ten and 1 one)

The image shows four panels illustrating the addition of 48 and 23. Each panel contains a handwritten number sentence and a corresponding base ten block representation.

- Top-left panel:** Shows the initial setup. The number sentence is $48 + 23$. The blocks consist of 4 tens rods and 8 ones units.
- Top-right panel:** Shows the process of exchanging. One ten rod is broken down into 10 ones units, and one of these is combined with the 3 existing ones units to form 13 ones units.
- Bottom-left panel:** Shows the exchange completed. The number sentence now has a '1' written in the tens column. The blocks now consist of 3 tens rods and 13 ones units.
- Bottom-right panel:** Shows the final result. The number sentence is 71 . The blocks consist of 7 tens rods and 1 one unit.

Key skills progression

Carrying 10s

Carrying 100s/1000s

Carrying in more than 1 column (e.g. 10's and 100's)

Year 5 & 6 - Addition progression

Place value, addition and subtraction in context

Year 3

- Add and subtract amounts of money to give change, using both £ and p in practical contexts. (non statutory; including mixed units)



Year 4

Estimate, compare and calculate different measures, including money in pence and pounds
 NON STATUTORY- *pupils build on knowledge of place value and decimal notation to record metric measures including money.*

Use < > or = to compare

112p and £1.12

Prove it.

Year 4 Measures

- Measure and calculate the perimeter of a rectilinear figure (including squares) in cm and m
 NON STATUTORY- *perimeter can be expressed algebraically as $2(a+b)$*

Year 5 Statistics

Solve comparison, sum and difference problems using information presented in a line graph.

What formula will I need to calculate the perimeter of a rectangle?

$$2(a + b)$$

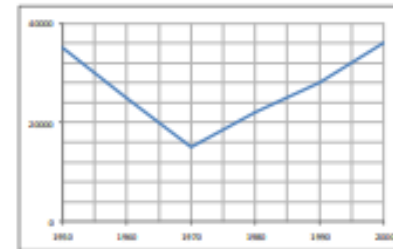
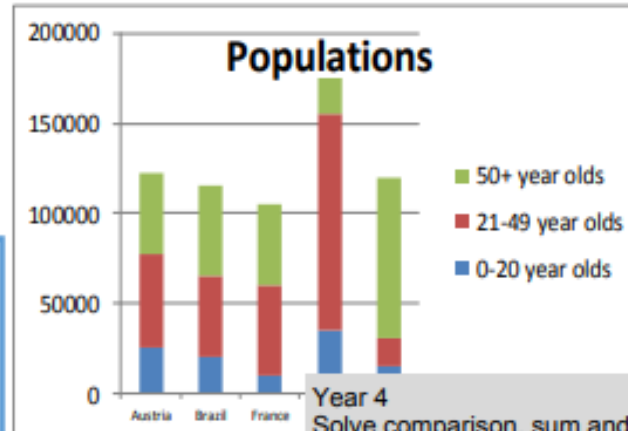


How many rectangles can you draw with a perimeter of...?

How many 21-49 year olds live in Austria?

Key

- Blue = 0-20 year olds
- Red = 21-49 year olds
- Green = 50+ year olds



How did the population grow between 1970 and 1980?

Year 4

Solve comparison, sum and difference problems using information presented in bar charts, pictograms, tables and other graphs.

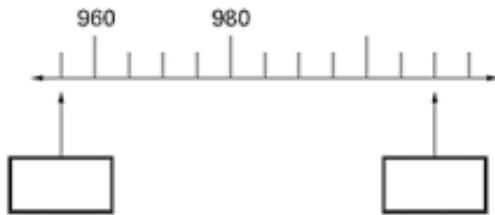
Year 5 & 6 - Addition progression

Place Value and Counting

How many of these would make a million?



Think about how you would record it?



Year 5

- read, write, order and compare numbers to at least 1 00 000 and determine the value of each digit



Read the numbers on the scale.

Which number is between... and ...?

Where would 4250 be approximately?

Year 6

read, write, order and compare numbers up to 10 000 000 and determine the value of each digit

Order the planet sizes from smallest to largest

Make a scale model

Planet	Diameter km
Mercury	4878
Venus	12104
Earth	12756
Mars	6787
Jupiter	142796
Saturn	120660
Uranus	51118
Neptune	48600
Pluto	2274

Year 5

- count forward or backwards in steps of powers of 10 for any given number up to 1 000 000

2500, 2600, 2700 etc


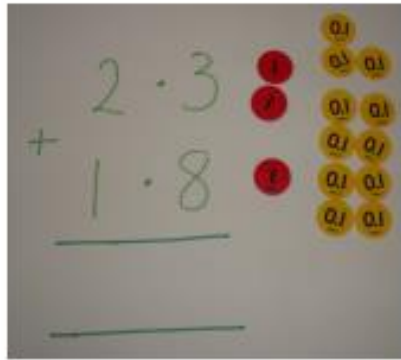
Will 3850 be in your sequence. Why? Why not?

Create a sequence with 2450 in it. Describe it.

Year 5 & 6 - Addition progression

Addition

Working with decimals




Year 5

- add and subtract whole numbers with more than 4 digits,
 - including using formal written methods (columnar addition and subtraction)
 - add and subtract numbers mentally with increasingly large numbers
- Non Statutory (Fractions)
- They mentally add and subtract tenths, and one digit whole numbers and tenths
 - use rounding to check answers to calculations and determine, in the context of a problem, levels of accuracy

Add up tenths first then whole numbers.

10 x 0.1 = 1 whole so exchange for 1 counter. 0.1 left in tenths column.



Year 6

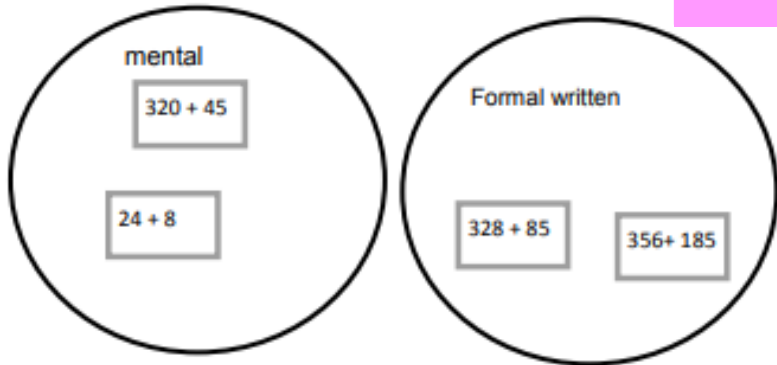
solve addition and subtraction multi-step problems in contexts, deciding which operations and methods to use and why

Year 5 & 6 - Addition progression

Addition

Making choices about when formal methods are appropriate

Sort these calculations. Explain which methods you would use and why.



Year 3

Add and subtract numbers mentally, including:

- A three digit number and ones
- A three digit number and tens
- A three digit number and hundreds

Year 4

- Add and subtract numbers with up to 4 digits, using formal written methods of columnar addition and subtraction where appropriate

Year 5 and Year 6

solve addition and subtraction multi-step problems in contexts, deciding which operations and methods to use and why

If there are 2544 people in the stadium on Thursday and 3456 on Friday. How many went to the matches that week?

$$2500 + 3400 =$$

$$2540 + 3450 =$$

$$2540 + 3460 =$$

$$2500 + 3450 =$$

$$2500 + 3460 =$$

Which will give the largest total?

Year 3

- Estimate and check the answer to a calculation and use inverse operations to check answers.

Subtraction

Year R - Addition & Subtraction

Addition

Aggregation- combining groups

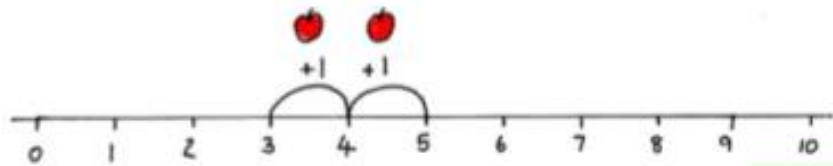
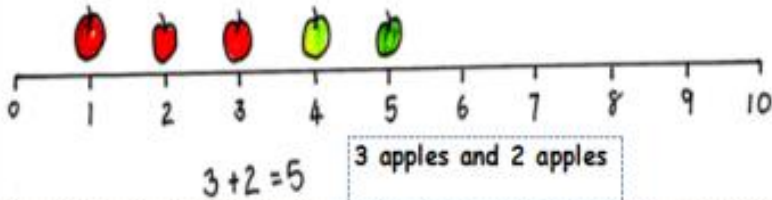
Counting all, 1, 2, 3, 4, 5 There are 5 apples



Structured Number Lines

Counting on from first number 2, 3, 4, 5 There are 5 apples

Counting on from the greatest number. 3, 4, 5



3 apples and 2 apples, 5 apples altogether.

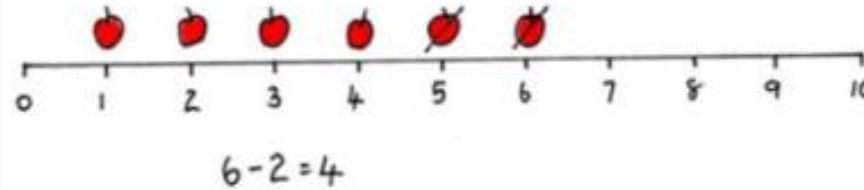


Subtraction

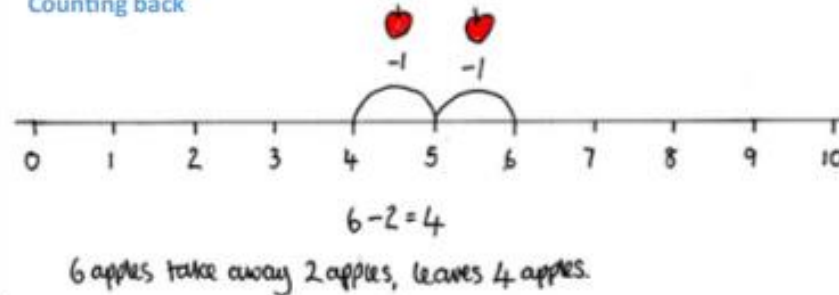
Taking away- removing objects from a group

I have 6 apples. I eat 2 apples. How many are left?

Count out 6, take away 2, count how many are left?



Counting back



40-60 months

- Finds one more or one less from a group of up to five objects, then ten objects.
- In practical activities and discussion, beginning to use the vocabulary involved in adding and subtracting.
- In practical activities and discussion, beginning to use the vocabulary involved in adding and subtracting.

Year R - exploring relationships

Exploring relationships (inverse)

Bar Modelling

Part, part, whole models



The whole is 5.

3 is a part, 2 is a part of the whole.

If you remove 1 part, the other is left. E.g. $5 - 3 = 2$ or $5 - 2 = 3$

If you put the parts together, you get the whole.

$3 + 2 = 5$ $2 + 3 = 5$ These are commutative .



40– 60 months

- In practical activities and discussion, beginning to use the vocabulary involved in adding and subtracting.

What is the same? What is different?

Mary had 7 letters in her bag and she posted 3. How many did she have left?

$$7 - 3 = ?$$

Mary had 7 letters in her bag and after she posted some, she had 4 left. How many did she post?

$$7 - ? = 4$$

Mary had some letters and after posting 3, she had 4 left. How many did she start with?

$$? - 3 = 4$$

Act out problems in different ways

Year 1

- Read, write and interpret mathematical statements involving addition (+), subtraction (-) and equals (=) signs
- Solve one-step problems that involve addition and subtraction, using concrete objects and pictorial representations, and missing number problems such as $7 = ? - 9$

Year 1 to year 2 - Addition & Subtraction

Addition

Using known facts

- Secure bonds to ten
- Bonds to 20
- Bonds for any number to ten
- Then use these for bonds within 20

Variation

Vary the way in which you present the practice. Use images and practical apparatus combined with symbols.

$$\square + \square = 5$$

$$\square + 4 = 5$$

How many ways can you make

$$\square + 3 = 5$$

Continue the pattern. What is the same? What is different?

What other ways can you arrange your counters to make your calculation equal 5?

$$5 = \begin{array}{|c|} \hline \bullet \bullet \\ \hline \end{array} + \begin{array}{|c|} \hline \bullet \bullet \bullet \\ \hline \end{array}$$

Year 1

- Represent and use number bonds and related subtraction facts within 20
- Add and subtract one-digit and two-digit numbers to 20, including zero
- Read and write mathematical statements involving addition and subtraction and equals signs.

If I know $2 + 3 = 5$,

How could this help you with $2 + 4$?

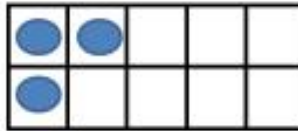

What is the same? What is different?

Show me

Subtraction

Using known facts

$$13 - 5 = 13 - 3 - 2$$



$$\square - \square = 3$$

$$20 = \square - \square$$

What subtraction facts to 20 can you show using a range of apparatus?

Record as a number sentence.

dogs	 	7
Cats	 	19
Rabbits	 	12
Snake		1
Hamster		3
birds		2

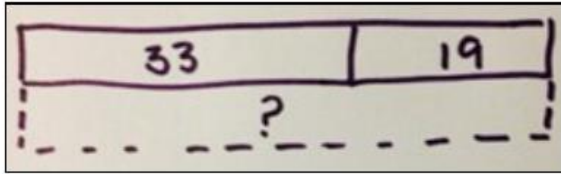
Year 2

- Recall and use addition and subtraction facts to 20 fluently and derive and use related facts up to 100.

Addition


Unstructured number lines

Jottings to support mental methods e.g. number line and bar model




There are 33 children in the playground, 19 more come out to play. How many children are now in the playground?

$$33 + 19 = ?$$



Round and adjust– adding near tens



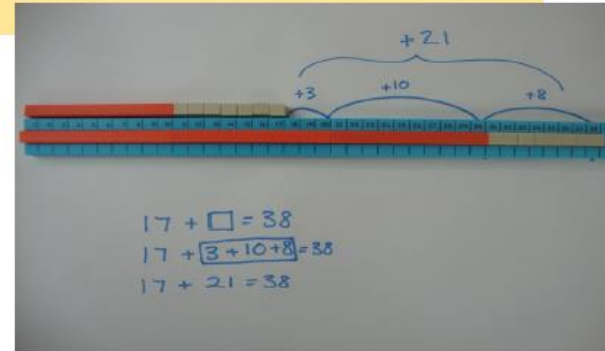
Year 2

• *NON STATUTORY*

Pupils extend their understanding of the language of addition and subtraction to include sum and difference.

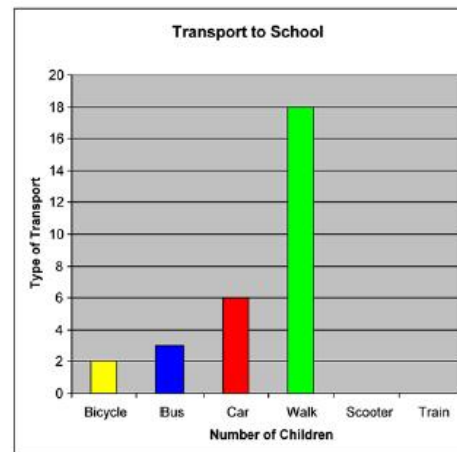
Subtraction

Finding the difference and counting up to subtract (see also exploring relationships)



I have 36 DVDs, my friend has 17. How many **more** DVDs do I have than my friend?

$$36 = 17 + ? \text{ or } 17 + ? = 36$$



How many more children walked to school than travelled by car?

Use a variety of contexts for children to practice their addition and subtraction skills.

Addition

Jottings to support mental methods e.g. using place value - partitioning

Once children can count on/back in tens it is easier if they just partition one number as quickly as possible. This prevent issues with subtraction where partitioning both numbers does not work with bridging.

Progression

$36 + 40$ (adding only tens to any number)

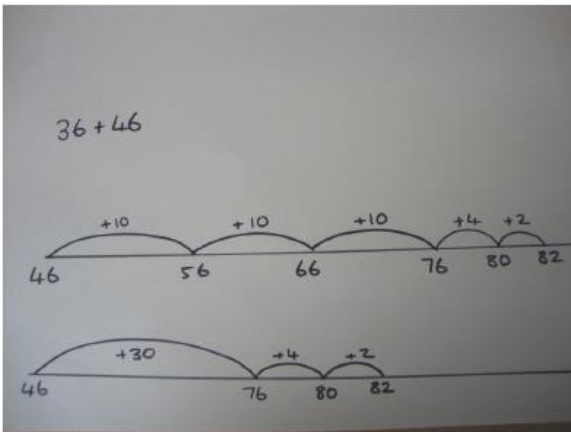
$36 + 43$ (adding tens and ones with no bridging)

$36 + 46$ (adding tens and ones with bridging)

$36 + 46$

$36 + 40$ (36, 46, 56, 66, 76) add tens

$76 + 6$ or $76 + 4 + 2$ (using number bond knowledge)



Subtraction

Jottings to support mental methods e.g. using place value - partitioning

$56 - 20$ (subtracting only tens to any number)

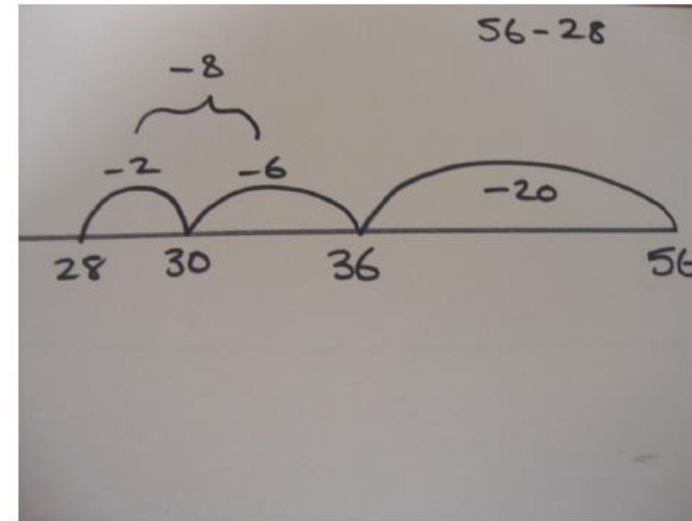
$56 - 23$ (subtracting tens and ones with no bridging)

$56 + 28$ (subtracting tens and ones with bridging)

$56 - 28$

$56, 46, 36$ (-20)

$36 - 8$ or $36 - 6 - 2$



Year 2

Add and subtract numbers using concrete objects, pictorial representations, and mentally, including:

- A 2 digit number and ones
- A 2 digit numbers and tens
- Two 2 digit numbers.
- Adding 3 one digit numbers.

Year 3 & 4 – Addition & Subtraction progression

Addition

Moving to formal methods


Year 3

- Add and subtract numbers with up to 3 digits, using formal written methods of columnar addition and subtraction.

Year 4

- Add and subtract numbers with up to 4 digits, using formal written methods of columnar addition and subtraction where appropriate

$8 + 3 = 11$ (exchange for 1 ten and 1 one)



Key skills progression

- Carrying 10s
- Carrying 100s/1000s
- Carrying in more than 1 column (e.g. 10's and 100's)

Subtraction

Moving to formal methods



Model using practical apparatus alongside written methods so children UNDERSTAND what is happening.

Key skills progression—exchanging or regrouping

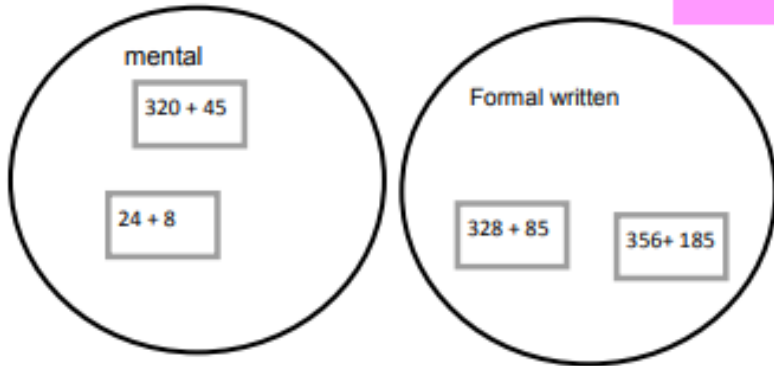
- No regrouping/exchanging required
- Regrouping tens (exchanging from 1s for 10s only)
- Regrouping from hundreds only (exchanging from 10s)
- Regrouping in more than 1 column (e.g. exchanging both 1s and 10s for 100s)

Year 5 & 6 - Addition & Subtraction progression

Addition

Making choices about when formal methods are appropriate

Sort these calculations. Explain which methods you would use and why.



Year 5 and Year 6

solve addition and subtraction multi-step problems in contexts, deciding which operations and methods to use and why

If there are 2544 people in the stadium on Thursday and 3456 on Friday. How many went to the matches that week?

- 2500 + 3400 =
- 2540 + 3450 =
- 2540 + 3460 =
- 2500 + 3450 =
- 2500 + 3460 =

Which will give the largest total?

Subtraction

Year 3

Add and subtract numbers mentally, including:

- A three digit number and ones
- A three digit number and tens
- A three digit number and hundreds

Year 4

- Add and subtract numbers with up to 4 digits, using formal written methods of columnar addition and subtraction where appropriate

Which of these will give the following approximate answer? 50

- 78 - 40
- 175 - 122
- 139 - 90
- 89 - 50


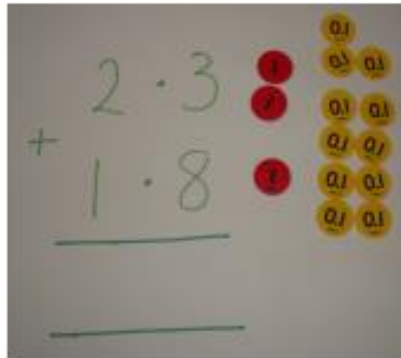
Year 3

- Estimate and check the answer to a calculation and use inverse operations to check answers.

Year 5 & 6 - Addition & Subtraction progression

Addition

Working with decimals




Year 5

- add and subtract whole numbers with more than 4 digits, including using formal written methods (columnar addition and subtraction)
- add and subtract numbers mentally with increasingly large numbers
- Non Statutory (Fractions)
 - They mentally add and subtract tenths, and one digit whole numbers and tenths
 - use rounding to check answers to calculations and determine, in the context of a problem, levels of accuracy

Add up tenths first then whole numbers.

10 x 0.1 = 1 whole so exchange for 1 counter. 0.1 left in tenths column.



Subtraction

Children should continue to use concrete apparatus as required. They need to understand the structure of the maths.

This includes for decimals



$$2 - 0.3 = 1.7$$

$$1.7 + \square = 2$$

Year 6

solve addition and subtraction multi-step problems in contexts, deciding which operations and methods to use and why

True or false?

Explain how you know *without* calculating.

$$3.6 - 2.5 = 4.6 - 3.5$$



Statutory Guidance on written methods

Addition and subtraction

789 + 642 becomes

$$\begin{array}{r} 789 \\ + 642 \\ \hline 1431 \\ \hline 1 \quad 1 \end{array}$$

Answer: 1431

874 - 523 becomes

$$\begin{array}{r} 874 \\ - 523 \\ \hline 351 \end{array}$$

Answer: 351

932 - 457 becomes

$$\begin{array}{r} 8 \quad 12 \quad 1 \\ \cancel{9} \quad \cancel{3} \quad 2 \\ - 4 \quad 5 \quad 7 \\ \hline 4 \quad 7 \quad 5 \end{array}$$

Answer: 475