



# Keep Calm and Make Music

KS1 – Years 1 and 2

Walking the Dog



Hampshire  
County Council

# Walking the Dog



# Let's get warmed up!



Follow these links and enjoy tapping along to the steady beat

Once confident try different actions to the steady beat e.g. tapping tummies/ thighs/ heads

<https://www.youtube.com/watch?v=b1z4JfxFb6c>

<https://www.youtube.com/watch?v=yi96gfl> Dog

# Listen and tap

Listen to this fun piece of music

<https://www.youtube.com/watch?v=t67SdkYubs4>

Clap along to the steady beat on your thighs



# Listen and walk your fingers

Can you hear the walking tune played on the clarinet?

Listen again and make your fingers “walk”  
every time you hear the clarinet

<https://www.youtube.com/watch?v=t67SdkYubs4>



# Time for some information

This piece is called:

**Promenade – Walking the Dog**



It was composed over  
80 years ago by  
George Gershwin



# Listen and walk your dog

Take your imaginary dog for a walk

What do you think he gets up to  
during his walk?

<https://www.youtube.com/watch?v=t67SdkYubs4>



# Using word patterns



Explore chanting these word patterns  
in time to the music

<b>Dog</b>	<b>walking</b>
<b>Walking</b>	<b>walking</b>
<b>Walking</b>	<b>dog</b>

Once confident try clapping these word patterns  
then playing them on wooden or skinned  
instruments





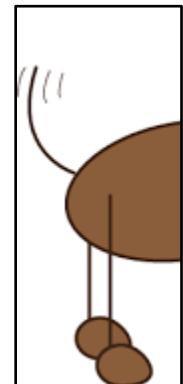
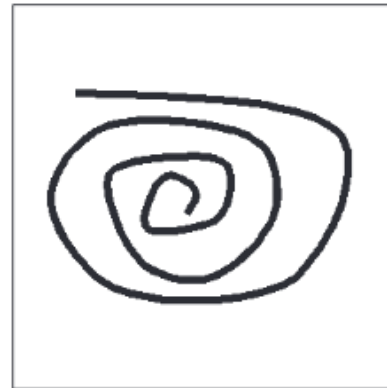


# Use your imagination!

Work together to create a sequence of events to go with the music e.g.

Music	Actions
Introduction	Stretching ready for the walk
Clarinet tune	Walking down the street
Busy swirling sounds	Pause whilst dog chases its tail
Clarinet tune	Walking
Busy swirling sounds	Dog chases its tail again
Clarinet tune	Walking
Violin tune	Stopping to chat to a friend
Introduction	Waving goodbye to a friend
Clarinet tune	Walking
Busy swirling sounds	Dog chases its tail again (but is tired now)
Clarinet tune	Walking home – getting more and more tired

# Remember your ideas

Draw a simple picture to help you to remember each of your ideas e.g.



# Mime to the music

Mime each of your chosen events  
along to the music

Use your pictures (holding them up one at a  
time) to remember what to do when

<https://www.youtube.com/watch?v=t67SdkYubs4>



# Play along to the music

Find a sound to go with each of your pictures  
e.g. you could play walking sounds on a wood  
block or chasing your tail sounds on shaky eggs



Play your sounds along to the music (still using  
your pictures to remember what to do when)

<https://www.youtube.com/watch?v=t67SdkYubs4>

# Still got time?



Work in small groups to create your own  
*Walking the Dog* pieces of music

**Plan what's going to happen**

**Draw a picture for each event including walking**

**Create a walking theme**

**Create sounds for the other events**



**Rehearse**

**Perform**

**Record**

