



# Keep Calm and Make Music

Lower KS2 – Years 3 and 4

In the Hall of the Mountain King



Hampshire  
County Council

# In the Hall of the Mountain King

Listen to the music – click on the speaker icon to hear the music.  
What do you think the music is about? How does it make you feel?



Watch the orchestra play “In the Hall of the Mountain King”

Follow the link to the BBC Ten pieces film of the piece

<https://www.bbc.co.uk/programmes/p02b5bwl>

How many instruments can you name?



# Listen and draw



- Draw as you listen again



Which colours will you choose?



What sort of lines or shapes are you going to draw?

Share your “drawings” with a partner and tell them about what you have drawn and why?

# Who was Edvard Greig?

He was a born in 1843 and died in 1907 (how old was he when he died?)

He was from Norway



# The story of the music.....



In the Hall of the Mountain King is part of the music that Grieg wrote to accompany a play all about a young boy called Peer Gynt who falls in love with a girl. He is not allowed to marry her and he runs away into the mountains where he is captured by trolls who take him to their King.

Peer Gynt escapes from the trolls, runs into the troll King but eventually gets away to safety - phew!



# Crescendo and Accelerando

- Keep the beat along to the music
- What happens?
- How does it make you feel?
- Can you say the Italian musical terms with an Italian accent?




# What's my metre?

- What is the metre of the music?  
(how many beats are there in each group?)
- Let's make up a body percussion pattern to show the metre
- Try keeping a body percussion pattern along to the music


















# What's my rhythm?

- Can you clap the rhythm of the first phrase after the long first note?
- Here's the rhythm of the first bar to get you started "a- pple a - pple a - pple pear"





# Here is the first section

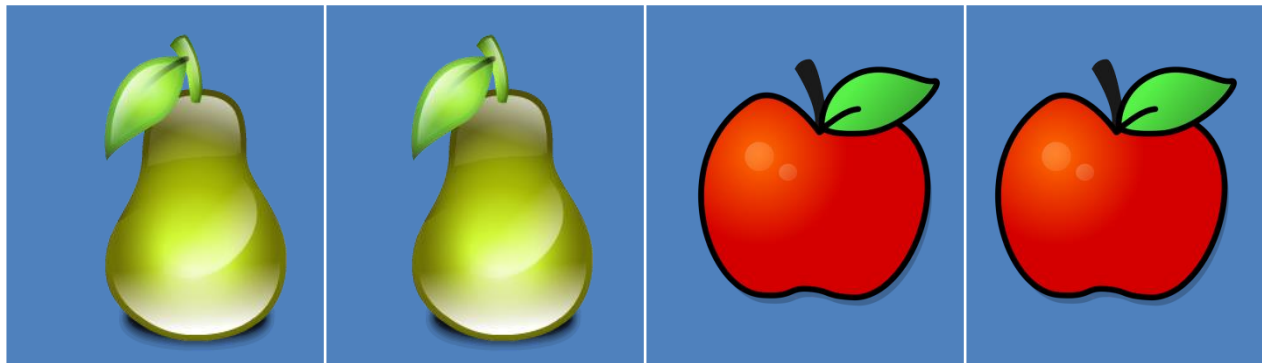
	beat 1	beat 2	beat 3	beat 4
bar 1	 •• a- <u>pp</u> le	 •• a- <u>pp</u> le	 •• a- <u>pp</u> le	 • pear
bar 2	 ••	 •	 ••	 •
bar 3	 ••	 ••	 ••	 ••
bar 4	 ••	 ••	 •	(rest)

Can you chant or sing  
along to the music?



# Can you make up your own apples and pears rhythms?

Here is one idea



Can you clap your pattern?



Share your pattern with your partner.

Can you play it using body percussion or untuned percussion instruments.

Can you play your pattern along to the music? (Warning - this is tricky as you know the original so well!)

# Can you write music? (Yes you can!)

Turn your apples and pears into music notation



Can you play your pattern to show Peer Gynt running away from the Troll King?


Play your pattern 8 times

Start slowly and quietly to show Peer Gynt tiptoeing away from the trolls

Gradually get faster and louder to show Peer Gynt's footsteps getting bigger and faster as he runs away from the Troll King!

# Can you draw?

You could draw some footsteps that get “louder” and “faster” to go with your music (how can you show this????)



or

Draw a picture of Peer Gynt running away from the Troll King to go with your music